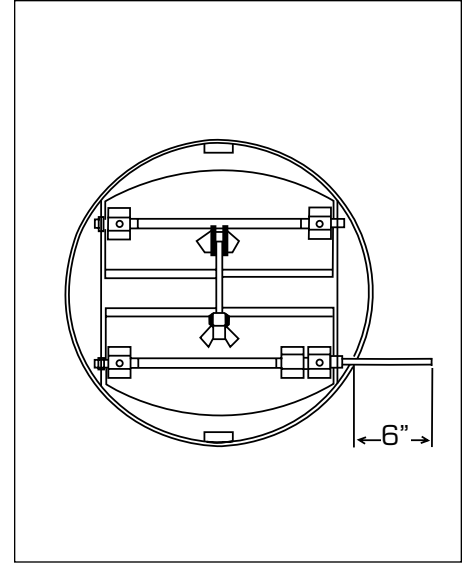
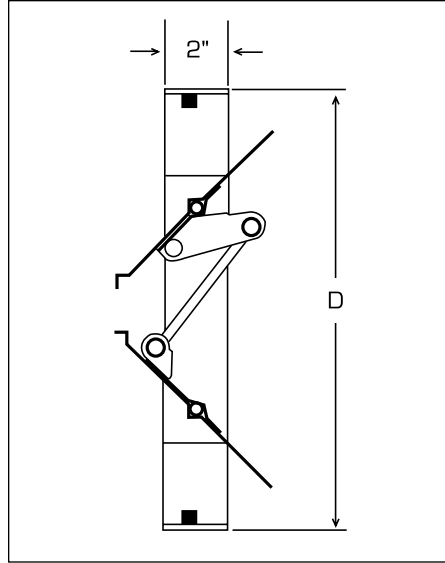





**CERTIFICATION & SUBMITTAL
MODEL 5333**

Two Bladed - Opposed Round Dampers



STANDARD SPECIFICATIONS

- **FRAME:** 12" to 20" diameter 1/8" x 2" H.R. steel.
21" to 24" diameter 1/4" x 2" H.R. steel.
- **BLADES:** 16 gauge galvanized press formed steel.
- **BEARINGS:** 1/2" diameter self-lubricating porous bronze.
- **BEARING PINS:** 1/2" X 2" long plated steel rods.
- **HARDWARE:** Plated brackets, brass pivots, 5/16" diameter steel rods.
- **CONTROL RODS:** 1/2" X 6" long plated steel.
- **FINISH:** Standard Mill.
- **MAX. TEMPERATURE:** 250°F.
- **MAXIMUM VELOCITY:** 2000 F.P.M.
- **MINIMUM VELOCITY:** 12" dia.
- **MAXIMUM SIZE:** 24" dia.

OPTIONS

- 06 Blade edge/perimeter seals. (Max. Temp. 200°F).
- 08 Spring stainless steel side seals.
- 09 Tack Weld Hardware.
- 12 Nylon Bearings (Bushings).
- 13 Stainless Steel Bearings (Bushings).
- 14 Stainless Steel Bearing Pins (Axles).
- 15 Stainless Steel Brackets, Pivots, Rods.
- 18 All Stainless Steel Hardware.
- 87 Stainless Steel Construction.
- 89 Sleeve.
- 92 Actuators.
- 95 Finishing.

NOTE:

1. D is opening dimension. Unless otherwise specified, dampers are made 1/4" undersize.

